



STATUS PENCAPAIAN MINISTRY KPI (MKPI) 2017 SEHINGGA OKTOBER 2017

***Unit Petunjuk Prestasi Utama,
Kementerian Perdagangan Dalam Negeri, Koperasi dan
Kepenggunaan***




SUMMARY OF MKPI 2017

YEAR	NKEA (W&R)	MKRA	NKRA (COL)	SRI	TOTAL MKPI	SCORE (%)
2014	10	8	2	-	20	109
2015	10	10	1	-	21	121
2016	7	11	0	-	18	122
2017	2	19	0	-	21	

* NKEA : Wholesale and Retail (W & R)

NKRA : Cost of Living (COL)

OUR ACHIEVEMENT SO FAR...

ACHIEVEMENT SCORE	NKEA (W&R)	MKRA	NKRA (COL)	TOTAL MKPI	YTD SCORE (%)
 <p>90% and above</p>	0	16			
 <p>51% - 89%</p>	0	4	0	21	<p>108%</p> <p>(MKPI October Technical Score)</p>
 <p>50% and below</p>	0	1			

SCORECARD

KPI UNDER NKEA : WHOLESALE & RETAIL (W & R)

W&R EPP 1 : Increasing Number Of Large Format Store

No.	KPI	ACHIEVEMENT 2016	TARGET 2017	*YTD ACHIEVEMENT	PO
1.1	Number of New Hypermarkets	7	2	2 (100%)	DMO
1.2	Number of New Superstores	12	2	2 (100%)	DMO

W&R EPP 2 : Modernizing via Small Retailer Transformation Program (TUKAR)

2.1	Percentage disbursement of RM3 million allocated TUKAR loan	NIL	100%	123 (123%)	DMO
-----	---	-----	------	---------------	-----

Category Score (50%)

50%

* YTD : Year-to-Date Achievement as at **30 Oktober 2017**

* PO : Project Owner

KPI UNDER MKRA : DOMESTIC TRADE AS THE BACKBONE TO A HIGH INCOME ECONOMY

Growth in Domestic Economy Turnover of Direct Selling Industry

No.	KPI	ACHIEVEMENT 2016	TARGET 2017	*YTD ACHIEVEMENT	PO
1.1	Contribution of Direct Selling Industry in 2016 (RMbil)	14.33	13.0	11.12 (86%)	PDN

Growth in Domestic Economy Turnover of Franchise Sector

2.1	Contribution of Franchise Industry in 2017 (RMbil)	26.64	27.0	24.37 (90%)	BPF
-----	--	-------	------	----------------	-----

Growth in Domestic Economy Turnover of Cooperatives Industry

3.1	Contribution of Cooperatives Sector in 2017 (Rmbil)	33.26	35.0	30.87 (88%)	SKM
-----	---	-------	------	----------------	-----

Enhancing Contribution of SME to The Domestic Economic Growth

4.1	Assist 15 Potential SME's in Product Development; Re-Branding, Packaging and End Product Shelf Life Cycle Studies	15	50	0 (0%)	BPP
-----	---	----	----	-----------	-----

KPI UNDER MKRA : DOMESTIC TRADE AS THE BACKBONE TO A HIGH INCOME ECONOMY

Enhancing Contribution of SME'S to the Domestic Economy Growth

No.	KPI	ACHIEVEMENT 2016	TARGET 2017	*YTD ACHIEVEMENT	PO
4.2	Number of entrepreneurs trained experiencing 20% revenue measured after six (6) month of completing the training program	*new KPI	200	211 (106%)	PNS
4.3	Number food truck business successfully obtaining financing	*new KPI	10	10 (100%)	PNS
Expand and Strengthen the consumerism regime, especially in protection and safety					
5.1	Amendment to Akta Perihal Dagangan 2011 to provide Single Pricing Mechanism approved by Parliament and gazette in 2017	50	100%	60 (60%)	PDK

KPI UNDER MKRA : DOMESTIC TRADE AS THE BACKBONE TO A HIGH INCOME ECONOMY

Competitive Business Environment

No.	KPI	ACHIEVEMENT 2016	TARGET 2017	*YTD ACHIEVEMENT	PO
6.1	SSM Biz Trust Official Launch by 31 Aug 2017	New KPI	100%	100% (100%)	SSM

Strengthening Intellectual Property Protection

7.1	Number of local Intellectual Property Filings	20, 447	16, 000	17,433 (109%)	MyIPO
-----	---	---------	---------	------------------	-------

Price Uniformity of subsidized good

8.1	Number of areas covered	1740	1195	1, 640 (137%)	MHBN
-----	-------------------------	------	------	------------------	------

Strengthen Consumer Protection

9.1	Draft bill to amend Consumer Protection Act 1999 (Act 599) to protect consumers in credit sales submitted to AGC	New KPI	100%	100 (100%)	PDK
-----	--	---------	------	---------------	-----

KPI UNDER MKRA : DOMESTIC TRADE AS THE BACKBONE TO A HIGH INCOME ECONOMY

Strengthen Consumer Protection

No.	KPI	ACHIEVEMENT 2016	TARGET 2017	*YTD ACHIEVEMENT	PO
9.2	Development of Strategic Plan For Consumer Goods Safety	New KPI	100%	100% (100%)	BSK
9.3	Percentage of compliance to Premises Inspection Form issued to traders to protect consumer rights	New KPI	90%	100% (111%)	P
9.4	Number of auto workshops to comply with the Consumer Protection Regulation (Workshop Information Disclosure) 2002	New KPI	100	371 (371%)	P

KPI UNDER MKRA : DOMESTIC TRADE AS THE BACKBONE TO A HIGH INCOME ECONOMY

Enhance Consumer Awareness

No.	KPI	ACHIEVEMENT 2016	TARGET 2017	*YTD ACHIEVEMENT	PO
10.1	Number of co-operative communities benefiting from outreach and empowering program	New KPI	15, 000	11,124 (74.2%)	MKM
10.2	Number of Schools and higher learning benefitting from consumer awareness outreach programs	New KPI	230 School: 225 HLI:5	306 School:249, HLI:57 (133%)	BGK
10.3	Number of Friends of KPDNKK volunteers to monitor practices of traders	New KPI	800,000	833,579 (104%)	UKK

Bumiputera Economic Empowerment Agenda

11.1	Percentage of achievement on Bumiputera Economic Empowerment Agenda	99%	100%	94.3% (94%)	UPEB
------	---	-----	------	----------------	------

Category Score (50%)

55%

TERIMA KASIH
